


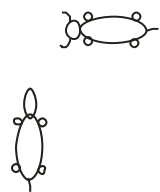



















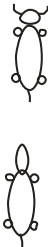
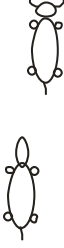

Ranch Roping



T E A M

Ranch Roping Wurfliste












No.	Shot name (ev. Quelle)	Poi	Shot description	Stand: 27.03.2017
Head Shots (Illustration shows only one possible position at a time) (Specifications P1-P8 only for the most important positions, bold are favorites)				
Head 1	Overhand / Overhead (Buck Brannamann)	2	The roper faces the target with his face. The loop is swung forward over the head. The back of the hand is raised when the hand is released. (P1 , P2, P4, P5 , P6, P8)	
Head 2	Sidearm (Buck Brannamann)	2	The roper faces the target with his face. The loop is rotated forward on the right side diagonally with the tip close to the ground. When pressing, the back of the hand is pointing to the right. (P2, P3 , P4)	
Head 3	Overhand (Tip over left shoulder) (Buck Brannamann)	2	The roper faces the target with his face. The loop is rotated forward on the left over the left shoulder. When pressing, the back of the hand is pointing to the left. The cattle are still on the right side of the horse. (P6, P7 , P8)	
Head 4	Sidearm Open	3	The roper faces the target with his face. The loop is rotated forward on the right side. When discarding, the loop is provided with a slight left turn from the wrist, so that the hand back shows upwards or even to the left outside when the loop is dropped. (P7 , P8)	










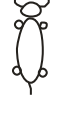


Head 5	Offside (Tip over left shoulder)	3	The roper faces the target with his face. The loop is rotated forward on the left over the left shoulder. When discarding, the back of the hand is pointing to the left. The cow runs from right to left and is already on the left side of the horse. (P6, P7)	 
Head 6	Backhand Revers (Buck Brannamann)	3	The roper stands with his back to the critter. The loop is turned backwards on the right side. The thumb shows up all the time. When thrown, the thumb points upwards and the back of the hand towards the target, downwards at an angle. (P7,P8)	 
Head 7	Houlihan (Buck Brannamann) (Dave Weaver)	3	The roper faces the target with his face. The loop is turned back slightly over the head. Is thrown over the head. When the loop is dropped, the back of the hand and the thumb point to the right or down. (P1-P3,P4, P5, P6, P7-P8)	 
Head 8	Black Well (Frank Zika)	3	The roper faces the target with his face. The loop is on the right side forward as side arm swing. The throwing hand remains before throwing stiff with the thumb up. The Loop falls (wraps) on time around the wrist and is equipped with the tip downwards direction target.	 
Head 9	One Swing Houlihan	4	The roper faces the target with his face. The loop is turned once from the bottom left to the top of the head. Is thrown over the head. When discarding, the back of the hand is pointing downwards and the thumb is pointing to the right. (P1-P3,P4, P5, P6, P7-P8)	 
Head 10	Backhand forward (Buck Brannamann)	4	The roper faces the target with his face. The execution is the same as with the backhand Reverse. Discarding with the back of the hand towards the target obliquely downwards. (P2, P3, P4)	 
Head 11	Scoop Loop (Buck Brannamann)	4	The pitcher faces the target with his face. The loop is steeply turned forward at an angle down to the roper and up from the roper. The Discard is done from the bottom to the top and the back of the hand is turned downwards.(P6, P7, P8)	 








Head 12	Fallen Skirt	4	The roper faces the target with his face. He makes a backhand swing (palm up) and a Houlihan throw. (Palm down) The loop falls like a falling skirt from above the target. (P1, P2, P8)	
Head 13	Marcialo (Dave Weaver) EI Marcial	4	The roper faces the target with his face. The loop is slightly turned sidearm forward. When you drop the loop, the loop flies to the hip of the cattle (similar to a hipshot), but here with the loop in front of the front legs! If it continues, first the front legs, then also the hind legs go into the loop. With a pull at the right time the only the head will be caught. (P5)	
Head 14	Del Viento EI Viento (Alfonso Aguilar)	6	The roper faces the target with his face. The loop is rotated forward on the right side. The loop is thrown in the direction high above the target. When discarding, the loop is provided with a clockwise rotation from the wrist. The back of the hand points downwards. The noose turns (kicks) over the target, even slightly back and falling from the top to the target. (P1, P2, P3, P7, P8)	
Head 15	Johnny Blocker (Buck Brannamann) Turn over (Dave Weaver) Rodado (Alfonso Aguilar)	7	The roper is usually behind the calf and throws right as side arm. When dropped, he gives a left turn of the wrist, causing the loop to tip over and roll over the head from the front. The Honda is on the right side of the neck. (P5, P6)	
Head 16	Backhand Forward Turn Over	7	The roper is usually behind the calf or on the left flank. The swing is backhand forward. During throwing and discarding, the roper throws a clockwise rotation so that the loop falls right over the head. (P5, P6, P7)	
Head 17	Contra Viento	8	The roper stands backwards to the target. The loop is turned backwards on the right side. The loop is thrown in the direction high above the target. The noose turns (tilts) over the target and falls from the top onto the target. (P2, P3)	

Head 18	Ocean Wave Lazo Del Oro (Alfonso Aguilar)	8	The roper faces the target with his face. Before the loop is thrown, it is guided at least once around the launcher (several times rotated) and then only discarded. (P1, P2, P3, P7, P8)	 
---------	---	---	---	--


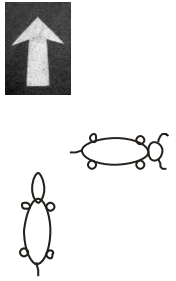
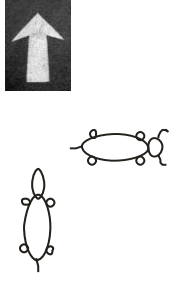
Hip Shots

Hip 1	Left to right (Buck Brannamann) Sidearm Hip (Dave Weaver) Forehand Hip Standard hip	2	The roper faces the target with his face. The animal comes from left to right. The roper makes a side arm throw. The loop should form a trap in front of the hind legs. The other half should lie down over the hip and fall off behind the hind legs. (P3)	 
Hip 2	Backhand Hip (Buck Brannamann) Backhand reverse hip	3	The roper stands with his back to the animal. Like backhand reverse head shot, just here over the hip and in front of the hind legs. (P7)	 
Hip 3	Backhand forward hip (Dave Weaver)	4	Backhand swing and backhand (forward) delivery. From left hand in front of the hind legs and on the hip. (P7)	 
Hip 4	Right to left (Buck Brannaman) Scoop Loop (Buck Brannaman) (Dave Weaver)	4	The roper faces the target with his face. The loop is turned forward at a steep angle. The loop should turn to the right over the hip. (P7)	 
Hip 5	Straight behind Hip (Buck Brannamann) (Dave Weaver)	4	The roper faces the target with his face. The animal runs in front. The roper swings a light sidearm or overhand. At the delivery, the loop is rotated from the wrist in a counter-clockwise direction, so that it forms a loop from the right under the hind legs. The other half should lie over the waist. (P5)	 
Hip 6	Sidearm over the Hip (Alfonso Aguilar) Forhand over hip	4	The roper faces the target with his face. The loop is rotated forward on the right side. By delivering over the hip,	

			the Roper pulls at the spoke so that the loop forms a loop from the opposite side (right) in front of the hind legs. (P7)	
Hip 7	Right to left over the hip (Buck Brannaman) Offside over the hip	4	The roper faces the target with his face. The calf comes from the right to the left. The delivery occurs over the left shoulder. The loop lays down on the hip and forms a loop from the other side in front of the hind legs. (P7)	 
Hip 8	Fallen Skirt (over the hip)	4	The roper faces the target with his face. He makes a backhand swing (palm up) and a Houlihan throw. The loop falls like a falling skirt from above on the hip and over the target and forms a snare halfway from the opposite side in front of the hind legs and on the other half the loop falls behind the hind legs. (P3)	 
Hip 9	Left to right over the hip (Buck Brannaman)	4	Like fallen skirt but here with Houlihan swing and Houlihan delivery. (P3)	 
Hip 11	Backhand over the hip forward (Buck Brannaman)	5	The roper faces the target with his face. The loop is turned backwards on the right side. By delivering over the hip, the Roper pulls on the slack so that the loop forms a loop from the opposite side (left) before the hind legs. (P3)	 
Hip 12	The Ears	6	The roper faces the target with his face. The swing is slightly side arm. The delivery is as with the Sidearm Open. The loop lies over the animal's back and forms an X. in front of the hind legs. This Shot can also be thrown as Houlihan. (P5)	 
Hip 13	Johnny Blocker/ Turn Over Hip	7	The roper faces the target with his face. The swing is rotated forward on the right side. While delivery he gives a	

			left turn of the wrist, causing the loop to tip over and roll over the hip of the calf from behind. (P6, P7)	
Hip 14	Backhand Forward Turn Over Hip	7	The roper faces the target with his face. In delivery the roper gives a right turn into the loop so that the loop rolls right and rolls over the hip of the calf from behind. (P3,P5)	 
Hip 15	Del Viento Hip (Martin Black) (Over the hip)	8	The roper faces the target with his face. The loop is rotated forward on the right side. The loop is thrown in the direction high above the target. When discarding, the loop is provided with a clockwise rotation from the wrist. The back of the hand points downwards. The noose turns (kicks) over the target, even slightly back and falling from the top to the target. The loop falls on the hip and builds a trap from behind. (P7)	 
Hip 16	Contra Viento Over The Hip	10	The roper stands backwards to the target. The loop is turned backwards on the right side. The loop is thrown in the direction high above the target. The noose turns (tilts) over the target and falls from the top onto the target. The loop falls on the hip and builds a trap from behind. (P3)	 

Heel Shots

Heel 1	Basic Heel Trap (Buck Brannaman) Overhand Heel Trap (Dave Weaver)	2	The roper is slightly offset to the left of the target. The distance to the hind legs is about one meter. The swing is slightly twisted over the left shoulder and gently clapped from the right to the hind legs, wrapping around the hind legs and held up with the spoke. Half of the loop forms a trap in front of the hind legs.	
Heel 2	Sidearm Flank Shot (Buck Brannaman) Sidearm Heel Trap (Dave Weaver)	2	This throw is executed from the movement. The roper passes the rear legs on a mostly straight line. The loop is swung sidearm. When the roper is almost past the calf, the loop is gently clapped from the right to the hind legs, wrapping around the hind legs and holding up with the spoke.	
Heel 3	Backhand Heel Trap (Dave Weaver) Backhand trap	3	The roper stands behind the target or slightly offset to the right. The distance to the hind legs is about one meter. The swing is easily twisted backhand and gently clapped from the left to the hind legs, wrapping around the hind legs and held up with the spoke. Half of the loop forms a trap in front of the hind legs.	
Heel 4	Reach and Measure Backhand (Buck Brannamann)	4	This throw is executed from the movement. The roper passes a straight line behind the hind legs. The loop is up and down. If the roper hits the hind legs, the pendulum movement is turned backhand and gently clapped from the left to the hind legs, wrapping around the hind legs and held up with the spoke. Half of the loop forms a trap in front of the hind legs.	